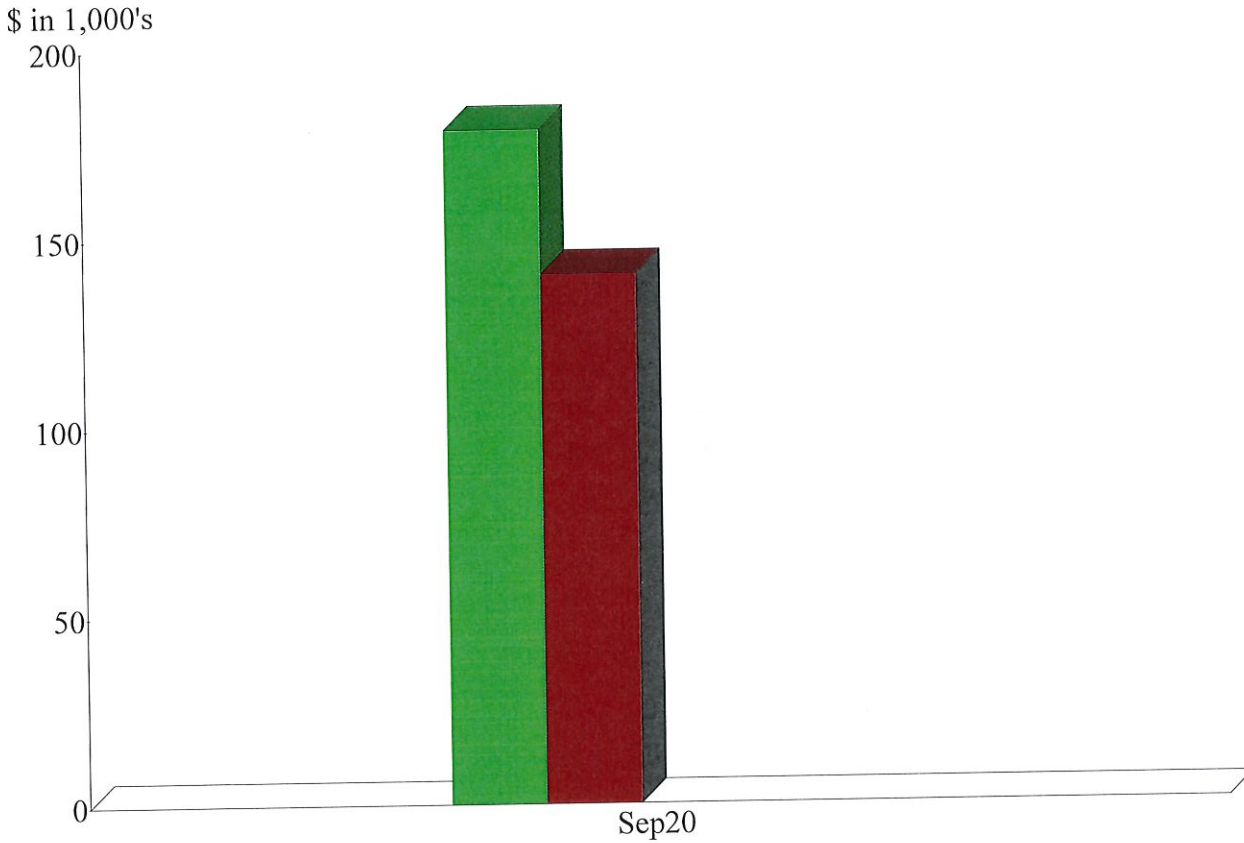


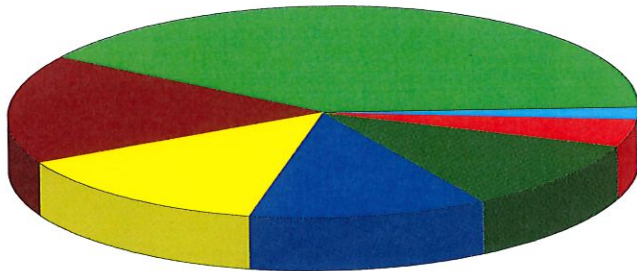
Income and Expense by Month
September 2020

Income
Expense



Expense Summary
September 2020

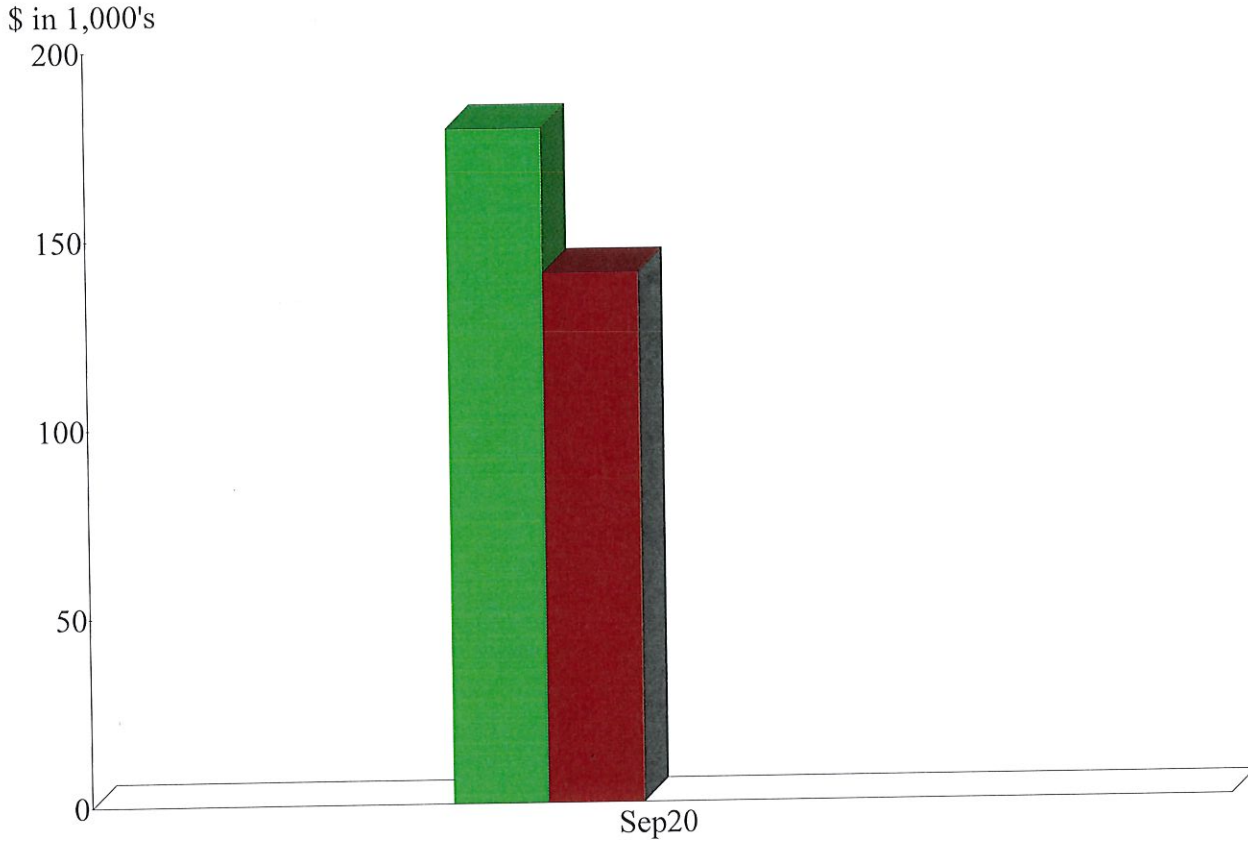
| | |
|-----------------------------------|---------------------|
| 5000 · Program Payroll & Benefits | 40.68% |
| 9000 · ReStore Payroll Expense | 16.59 |
| 9200 · ReStore Operating Expenses | 14.02 |
| 5500 · General and Administrative | 12.32 |
| 5300 · Habitat Repairs | 10.75 |
| 7000 · Development | 4.26 |
| 5199 · Program-Cost of Homes | 1.38 |
| Total | \$140,393.26 |



By Account


Income and Expense by Month
September 2020

Income
Expense



Income Summary
September 2020

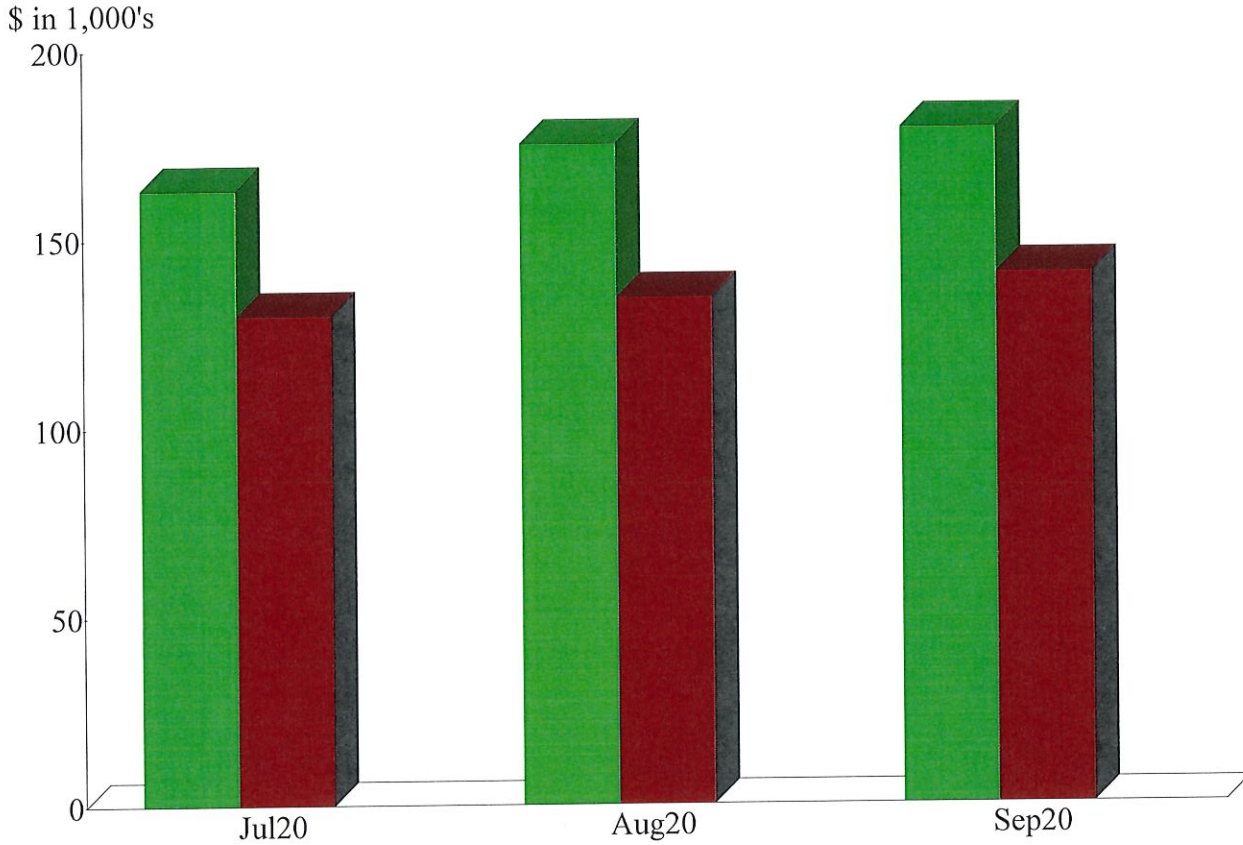
| | |
|----------------------|---------------------|
| 4005 · Donations | 60.48% |
| 4990 · ReStore Sales | 39.45 |
| 4900 · Other Income | 0.07 |
| Total | \$178,713.19 |



By Account

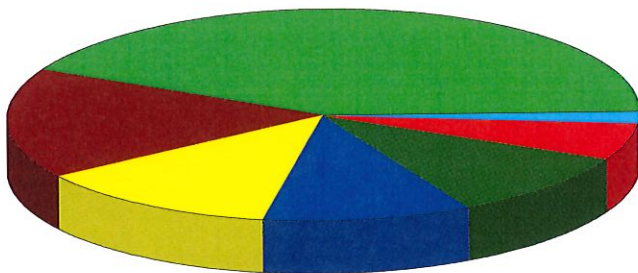
Income and Expense by Month
July through September 2020

Income
Expense



Expense Summary
July through September 2020

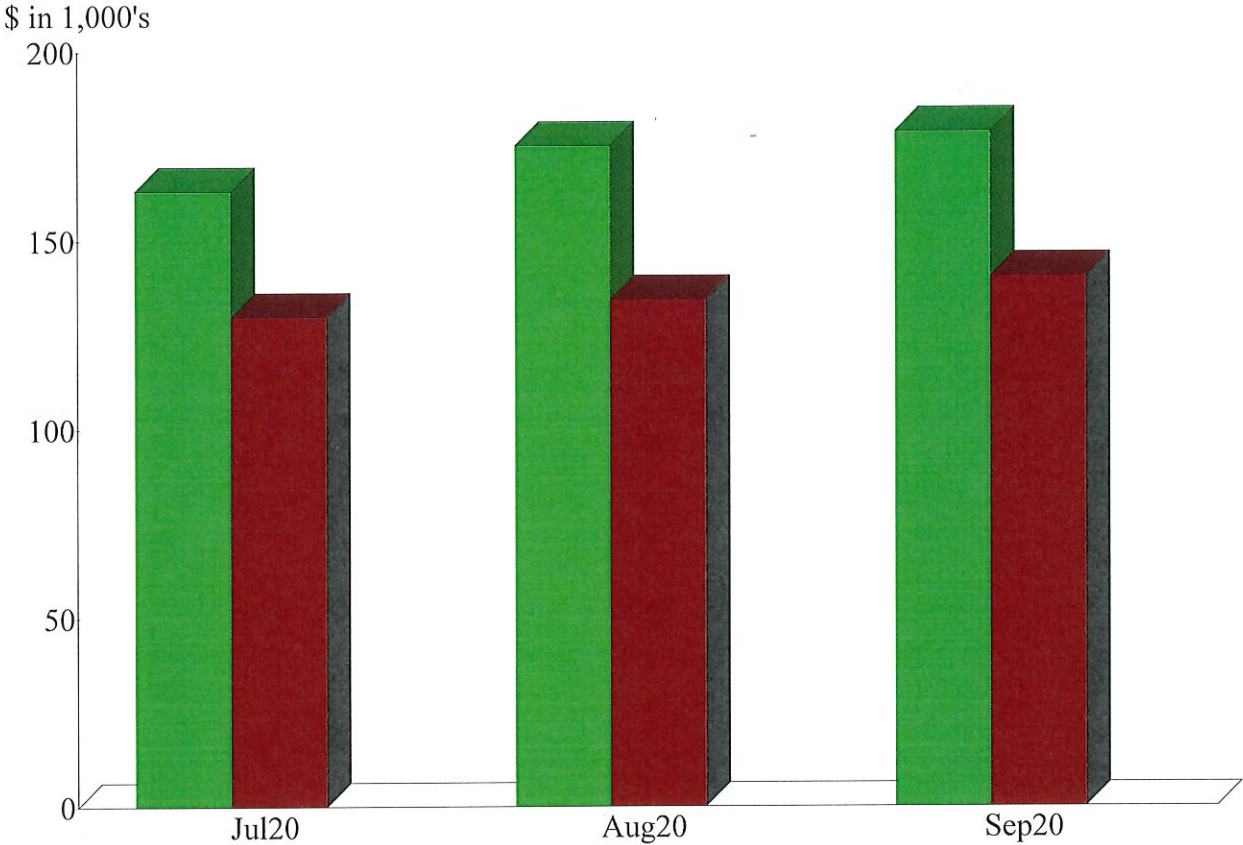
| | |
|-----------------------------------|---------------------|
| 5000 · Program Payroll & Benefits | 42.37% |
| 9000 · ReStore Payroll Expense | 16.94 |
| 9200 · ReStore Operating Expenses | 12.83 |
| 5300 · Habitat Repairs | 10.81 |
| 5500 · General and Administrative | 10.18 |
| 7000 · Development | 5.65 |
| 5199 · Program-Cost of Homes | 1.23 |
| Total | \$404,503.07 |



By Account

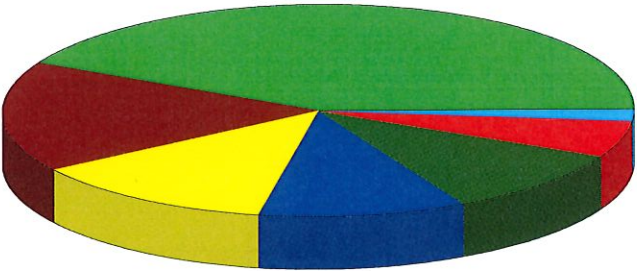
Income and Expense by Month
July through September 2020

Income
Expense



Expense Summary
July through September 2020

| | |
|-----------------------------------|---------------------|
| 5000 · Program Payroll & Benefits | 42.37% |
| 9000 · ReStore Payroll Expense | 16.94 |
| 9200 · ReStore Operating Expenses | 12.83 |
| 5300 · Habitat Repairs | 10.81 |
| 5500 · General and Administrative | 10.18 |
| 7000 · Development | 5.65 |
| 5199 · Program-Cost of Homes | 1.23 |
| Total | \$404,503.07 |



By Account