



Income and Expense by Month
February 2022

Income
Expense



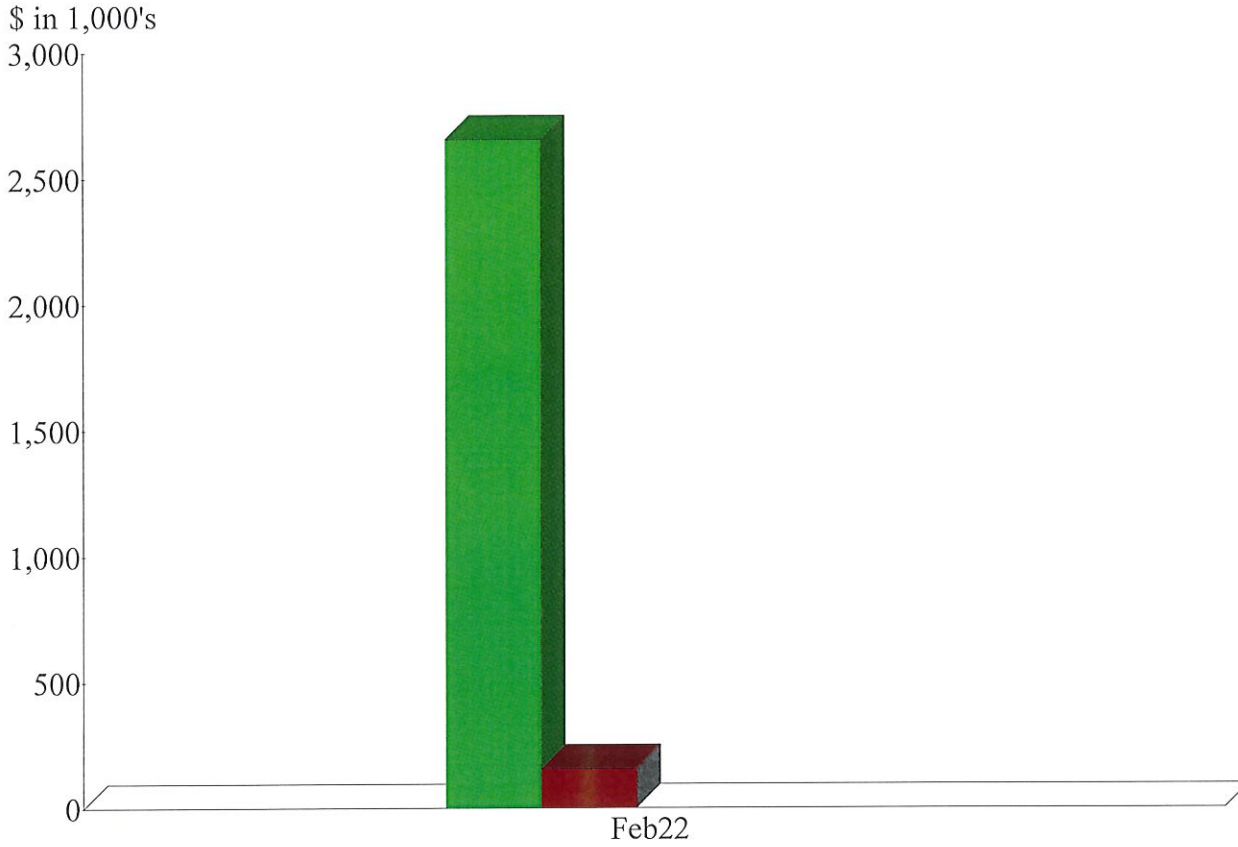
Income Summary
February 2022

4005 · Donations	96.90%
4990 · ReStore Sales	3.10
4900 · Other Income	0.01
Total	\$2,655,614.20



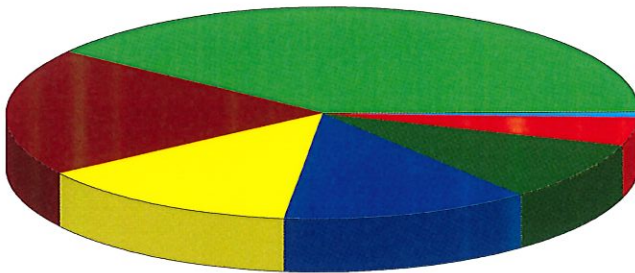
By Account

Income and Expense by Month
February 2022



Expense Summary
February 2022

5000 · Program Payroll & Benefits	40.09%
9000 · ReStore Payroll Expense	19.50
5300 · Habitat Repairs	13.71
9200 · ReStore Operating Expenses	12.84
5500 · General and Administrative	9.13
7000 · Development	4.32
5199 · Program-Cost of Homes	0.40
Total	\$156,355.97

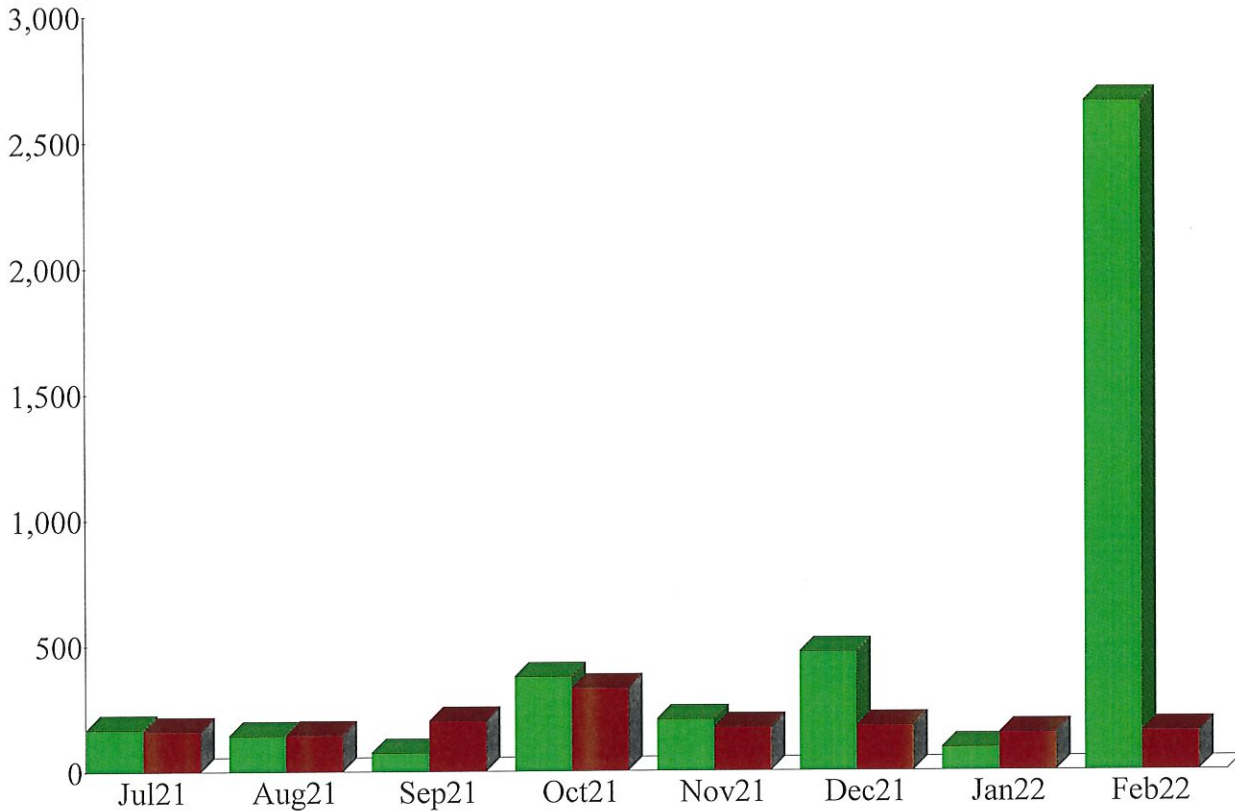


By Account

Income and Expense by Month
July 2021 through February 2022


Income
Expense

\$ in 1,000's



Income Summary
July 2021 through February 2022

4005 · Donations	80.11%
4990 · ReStore Sales	14.35
4000 · Gross Sales of Homes	3.44
4900 · Other Income	2.10
Total	\$4,186,704.69

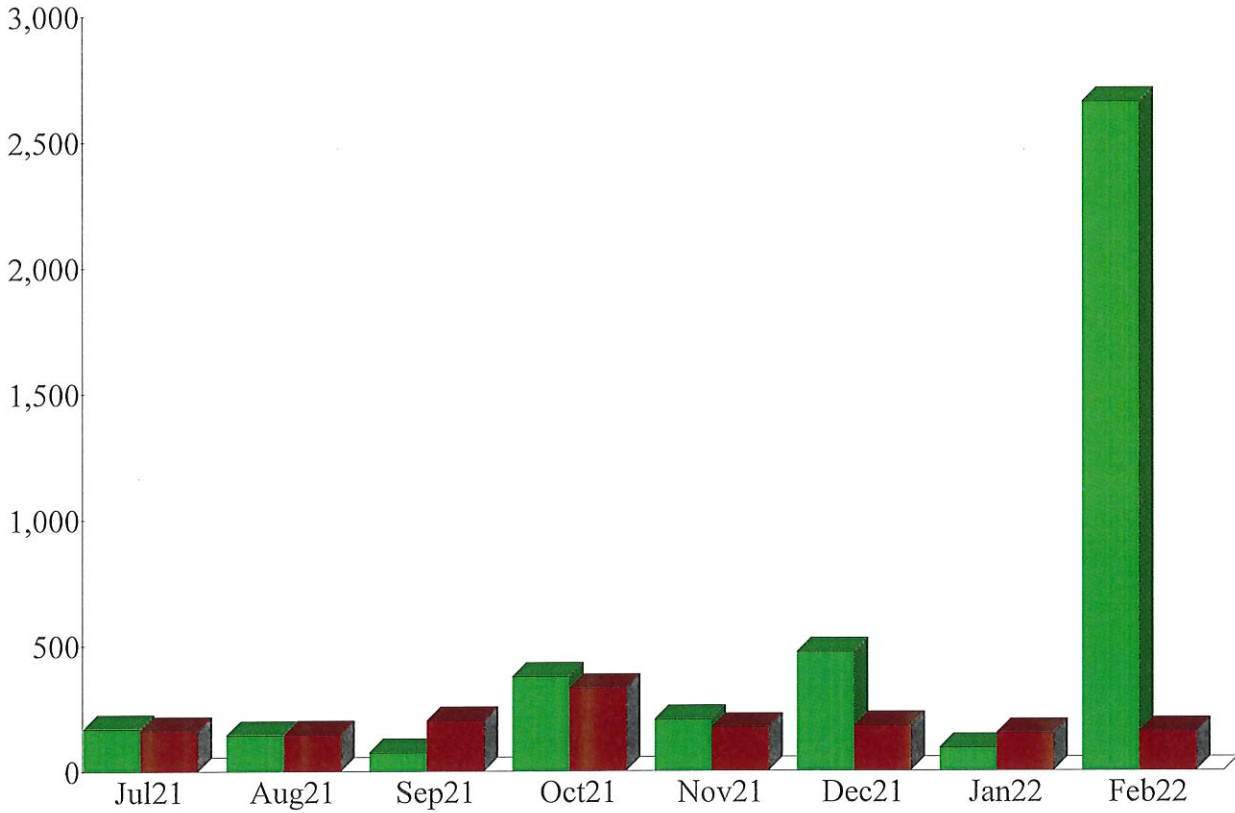


By Account

Income and Expense by Month
July 2021 through February 2022




\$ in 1,000's



Expense Summary
July 2021 through February 2022

5000 · Program Payroll & Benefits	34.24%
9000 · ReStore Payroll Expense	16.48
5300 · Habitat Repairs	12.17
9200 · ReStore Operating Expenses	11.28
5199 · Program-Cost of Homes	11.12
5500 · General and Administrative	10.31
7000 · Development	4.41
Total	\$1,495,697.00



By Account