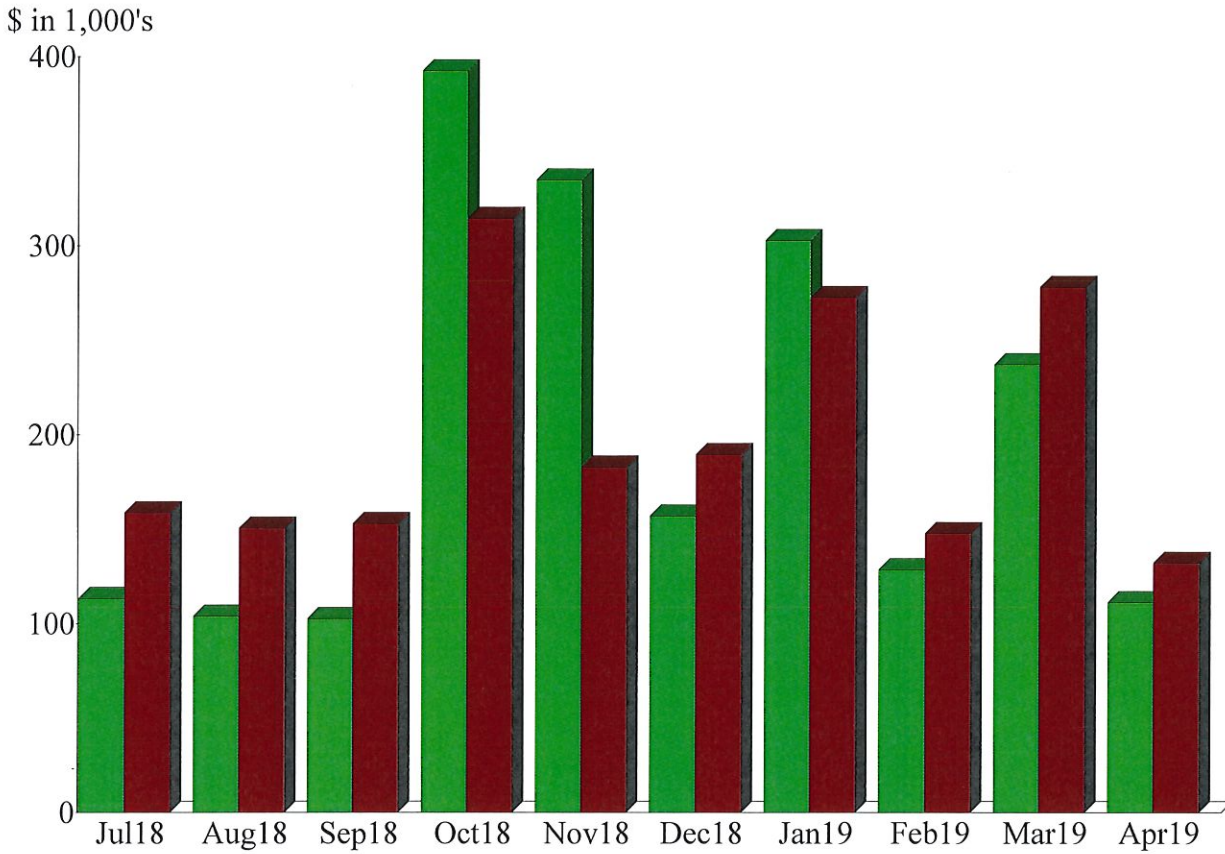


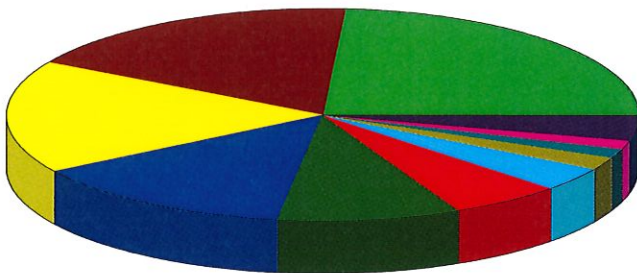
Income and Expense by Month  
July 2018 through April 2019

Income  
Expense



Expense Summary  
July 2018 through April 2019

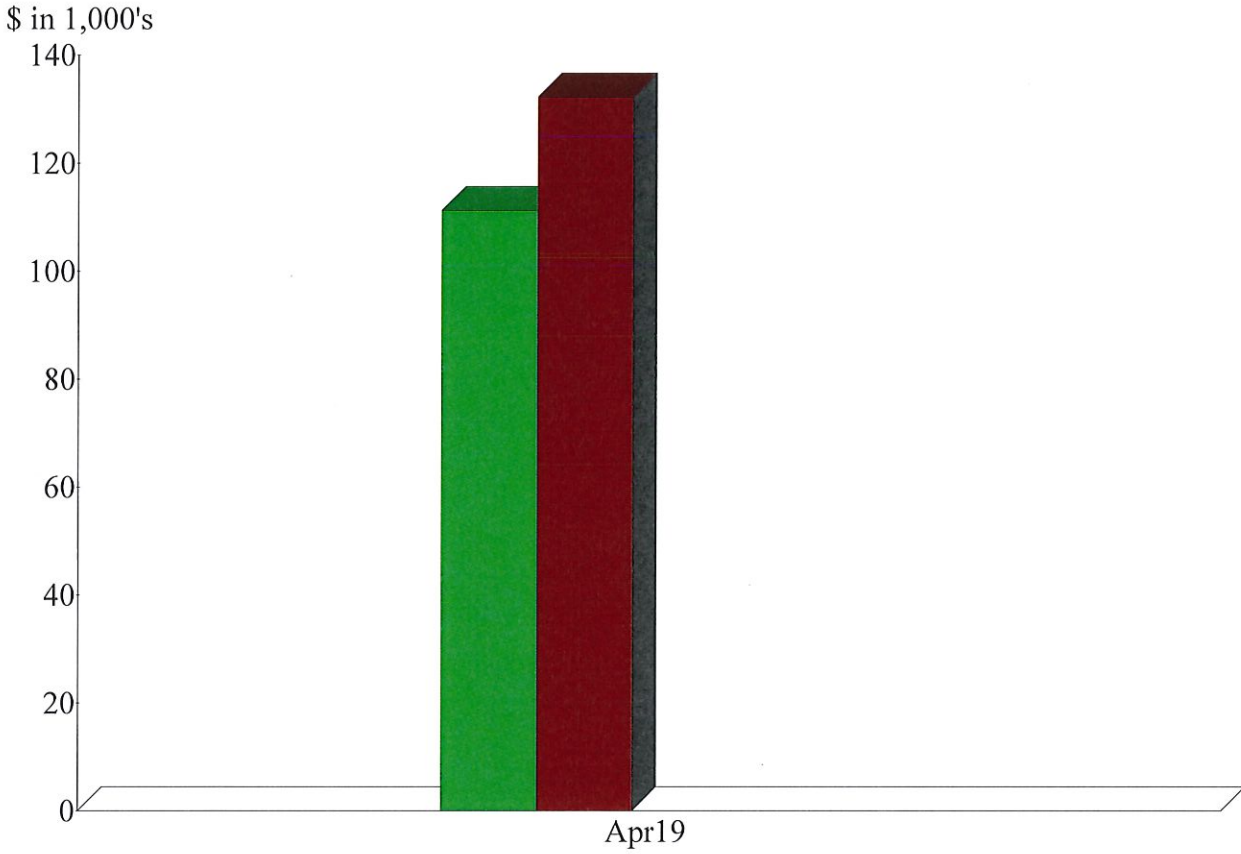
5000 · Program Payroll & Benefits	24.01%
5300 · Repair Program	17.96
5199 · Construction-Cost of Homes	17.32
9000 · ReStore Payroll Expense	13.88
9200 · ReStore Operating Expenses	9.45
50000 · Cost of Goods Sold	5.74
7000 · Development	3.76
5500 · Office Expenses	1.97
5645 · Const-Professional Fees	1.58
5685 · Const-Utilities	1.33
Other	3.00
<b>Total</b>	<b>\$1,980,608.66</b>



By Account

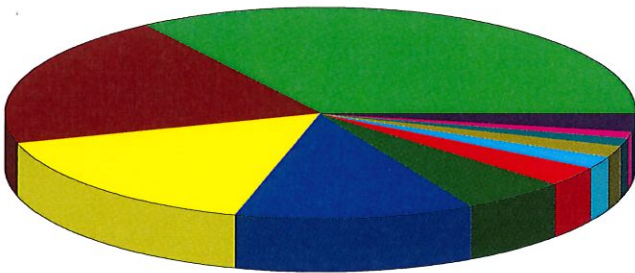
Income and Expense by Month  
April 2019

Income  
Expense



Expense Summary  
April 2019

5000 · Program Payroll & Benefits	34.46%
9000 · ReStore Payroll Expense	20.24
5300 · Repair Program	16.12
9200 · ReStore Operating Expenses	12.34
7000 · Development	5.55
5500 · Office Expenses	3.07
5685 · Const-Utilities	1.99
5525 · Const-HfHI Tithe Program	1.89
5590 · Const-Interest	1.42
5630 · Mortgage Servicing Expense	1.08
Other	1.85
<b>Total</b>	<b>\$132,247.68</b>



By Account